	ACACIA FOREST INDUSTRIES SDN BHD STANDARD OPERATING PROCEDURE OPERATIONS	Document No.: AFI/SUPP/09
		Date Issued : 01/03/2011
		Last Update: 09/05/2017
Section: SUPPL CHAIN	Work Scope Area: HARVESTING ROADS TO LOGYARD	Revision No: 2
Activity: ROAD CONSTRUCTION, ROAD UPGRADING & MAINTENANCE		Responsible Person: Infrastructure Manager
Title: SOP ROAD UPGRADING & MAINTENANCE BY ROLLER COMPACTOR		Page No: 1 of 4
File reference: F:\15. OPS\9. Road Upgrading and Maintenance by Roller Compactor.docx		

STANDARD OPERATING PROCEDURE

1.0 TITLE Road upgrading and maintenance by Roller Compactor

2.0 OBJECTIVE

- To ensure proper compaction of the road base and subgrade, enabling safe log transportation

3.0 PERSON IN CHARGE (PIC)


- This procedure applies to the Roller Compactor Operator for the road maintenance scope of works.
- This procedure applies to the Infrastructure Manager and Infrastructure Supervisors.

4.0 JUSTIFICATION AND SCOPE

For almost all road upgrading & maintenance works the use of compactor roller is required. This SOP shall assure that work is carried out according to higher specifications and safety for everybody involved at all times.

- The Roller Compactor Operator shall have a clear understanding of the system of signaling e.g. stop the machine from operating swinging its arms when there is incoming vehicles passing the road
- The Roller Compactor Operator shall ensure that the machine is operated in a safe and correct manner.
- The Roller Compactor Operator shall be in view of other workers around the area of the operation at all times.
- The Roller Compactor Operator shall be aware of the operational machine area where hazardous or dangerous accident will occur e.g. landslide, falling trees, cliffs..etc.

PREPARED BY:	APPROVED BY:
INFRA MANAGER	SUPPLY CHAIN MANAGER

	ACACIA FOREST INDUSTRIES SDN BHD STANDARD OPERATING PROCEDURE OPERATIONS		Document No.: AFI/SUPP/09
			Date Issued : 01/03/2011
			Last Update: 09/05/2017
Section: SUPPL CHAIN	Work Scope Area: HARVESTING ROADS TO LOGYARD		Revision No: 2
Activity: ROAD CONSTRUCTION, ROAD UPGRADING & MAINTENANCE			Responsible Person: Infrastructure Manager
Title: SOP ROAD UPGRADING & MAINTENANCE BY ROLLER COMPACTOR			Page No: 2 of 4
File reference: F:\15. OPS\9. Road Upgrading and Maintenance by Roller Compactor.docx			

5.0 PROCEDURES


- **Safety**

- Mandatory
 - Operator gloves
 - Steel toe cap boots
 - Helmet
- Optional
 - High visibility vest(If not wearing company T-Shirt green &orange).

- **Start up**


- The Roller Compactor Operator shall ensure the steering frame lock is stored in the unlocked position.
- The Roller Compactor Operator shall sit on the driver's seat and adjust the seat for full driver control.
- The Roller Compactor Operator shall clean and set all review windows.
- The Roller Compactor Operator shall secure all door and windows in the preferred positions.
- The Roller Compactor Operator shall ensure there is nobody under, on or near the machine before starting.
- The Roller Compactor Operator shall move all hydraulic controls to the hold position before starting.
- The Roller Compactor Operator shall insert key and switch to the on position.
- The Roller Compactor Operator shall ensure that all controls and gauges respond.
- The Roller Compactor Operator place the throttle to start/ idle.
- The Roller Compactor Operator shall engage the park brake.
- The Roller Compactor Operator shall start the engine while seated.
- The Roller Compactor Operator shall allow the engine to idle and check the proper functioning of the gauges.
- The Roller Compactor Operator shall allow the engine to idle for 2 minutes until the correct engine operating temperature and oil pressure is achieved.

PREPARED BY:	APPROVED BY:
INFRA MANAGER	SUPPLY CHAIN MANAGER

	ACACIA FOREST INDUSTRIES SDN BHD STANDARD OPERATING PROCEDURE OPERATIONS		Document No.: AFI/SUPP/09
			Date Issued : 01/03/2011
			Last Update: 09/05/2017
Section: SUPPL CHAIN	Work Scope Area: HARVESTING ROADS TO LOGYARD		Revision No: 2
Activity: ROAD CONSTRUCTION, ROAD UPGRADING & MAINTENANCE			Responsible Person: Infrastructure Manager
Title: SOP ROAD UPGRADING & MAINTENANCE BY ROLLER COMPACTOR			Page No: 3 of 4
File reference: F:\15. OPS\9. Road Upgrading and Maintenance by Roller Compactor.docx			

- The Roller Compactor Operator shall test the horn and the backup alarm if fitted.
 - The Roller Compactor Operator shall ensure the oil gauge pipes are securely placed during refueling and oil level shall be monitored to avoid spillage. The compactor shall be parked and switched off during refueling. No smoking or open flames are permitted near the refueling area.
- **Compaction of the road surface-road-base, sub-grade**
 - The Roller Compactor Operator shall set up safety precaution and warning signage (e.g. reflector cone and working signage) 30 meters both upper and lower section of the road from the location of operating machine Roller Compactor working.
 - The Roller Compactor operator shall familiarize himself and understand signal from signalman to stop and to proceed with the works to ensure the traffic flow smoothly on that particular road.
 - The Roller Compactor Operator shall maintain the speed and vibration of the machine up to standard requirement.
 - The Roller Compactor Operator shall compact the material to be compacted layer by layer at maximum depth of 300mm.
- **Shut down**
 - The Roller Compactor Operator shall park the Roller Compactor machinery on a leveled surface.
 - The Roller Compactor Operator shall throttle the engine to idle RPM.
 - The Roller Compactor Operator shall lower all attachments to the ground. The operator shall ensure that they are stable.
 - The Roller Compactor Operator shall engage parking brakes.
 - The Roller Compactor Operator shall ensure all controls are in neutral position.
 - The Roller Compactor Operator shall check all gauges and instrumentation for correct readings.
 - The Roller Compactor Operator shall allow the machine to idle for a minimum of 3 minutes and if the machine has been working excessively, the idle time shall be extended to 5 minutes before shutdown.
 - The Roller Compactor Operator shall turn off the engine and remove the key from ignition.

PREPARED BY:	APPROVED BY:
INFRA MANAGER	SUPPLY CHAIN MANAGER

	ACACIA FOREST INDUSTRIES SDN BHD STANDARD OPERATING PROCEDURE OPERATIONS	Document No.: AFI/SUPP/09
		Date Issued : 01/03/2011
		Last Update: 09/05/2017
Section: SUPPL CHAIN	Work Scope Area: HARVESTING ROADS TO LOGYARD	Revision No: 2
Activity: ROAD CONSTRUCTION, ROAD UPGRADING & MAINTENANCE		Responsible Person: Infrastructure Manager
Title: SOP ROAD UPGRADING & MAINTENANCE BY ROLLER COMPACTOR		Page No: 4 of 4
File reference: F:\15. OPS\9. Road Upgrading and Maintenance by Roller Compactor.docx		

6.0 RELATED DOCUMENTATION

- AFI/SUPP/11 Plantation Road Specification

PREPARED BY:	APPROVED BY:
INFRA MANAGER	SUPPLY CHAIN MANAGER